

*An Arborist takes  
care of a tree for life.*



# OUT ON A LIMB

SUMMER 2021, VOLUME 41, ISSUE 2



*Will this tree stop decay caused by a wounding problem? Story on page 7.*

## REMEMBERING A GOOD FRIEND, FORESTER, AND ARBORIST

*By: Jim Keepers, Maturing Certified Nebraska Arborist*

We have been fortunate here in Nebraska to have two special Foresters/Arborists filling the Nebraska Forest Service (NFS) position of Community Forestry Coordinator. The tenure of these two individuals at NFS has had a major impact in the creation and development of your Nebraska Arborists Association (NAA). The first individual was Dave Mooter and the second individual was Eric Berg, Dave's replacement.



**Eric Berg**

We lost Dave on February 7, 2012 and I am sad to say Eric passed on February 24, 2021. I had the honor to write an article about Dave titled "A Look Back into NAA History," published in the NAA Newsletter dated March 2012. I again have the privilege to write up another article about another good or should I say a special friend, Eric Berg.

I still remember the day I was present at the interviews for filling Dave Mooter's position after his retirement from the NFS. Eric Berg, a Forester from Kansas, was one of the candidates. I was very impressed with Eric's presentation and interview. The only problem was he supported the wrong college football team. Eric did accept the position of Nebraska Community Forestry Coordinator at the University of Nebraska and moved his family to Lincoln. Eric worked out of the University but Dave had always worked out of the Extension Office in Omaha, Nebraska. Eric fit into his new job like a hand into a glove. He was formally introduced to our NAA membership at the annual 2006 NAA Arborist Winter Conference. He was presented a Husker baseball hat during his introduction and that started Eric's support of the Husker Football Team. Eric held the position of Community Forestry Coordinator until 2020.

During the 14 years he held this position at the NFS, he was a major supporter of our association. Over the years, I have asked Eric to give numerous presentations/workshops at our Summer Field Day, Winter Conference and Arbor School. No matter how busy he was, he always said yes. Every time Eric was scheduled to make an NAA presentation, I can remember seeing him in the back of the classroom still finalizing his presentation. He always wanted to give the best presentation possible and he always did. He was presented with the NAA's Educator of the Year in 2017 for his outstanding educational service to the NAA. He also filled a valuable association position as NAA Board Advisor.

I am sad to say Eric, at the young age of 54, passed away peacefully on Wednesday, February 24, 2021, with his family by his side.

*Continued on page 3...*

## A QUARTERLY UPDATE OF THE NEBRASKA ARBORISTS ASSOCIATION

### INSIDE THIS ISSUE:

- President's Letter P. 2
- Upcoming Events P. 2
- Arborist Spotlight P. 4
- Support Arbor Day P. 6
- Newly Certified Arborists P. 6
- Sunscauld & Sloughing P. 7
- Why Boxelder Tree Distortion? P. 7
- Do You Know Walter T. Bagley P. 9
- Prairie Pines P. 10
- Could You ID This Tree? P. 10
- 2020 Tree City Growth Winners P. 11
- Straight Line Winds P. 11
- OSHA Compliance P. 11
- Do You Know The Answers? P. 11
- What Is Horning State Farm? P. 12
- 2020 Tree City USA Award Winners P. 12
- Is That Really The Oldest Tree? P. 13
- New Members P. 13
- Conference Sponsorship Train P. 13
- Removing Ash Trees P. 15
- Tree Branch Subordination P. 17
- NE Community Forestry Award P. 17
- Justin's Random Thoughts P. 18
- Proposed OSHA Tree Care Standard P. 19
- Cause of Leaves to Yellow P. 20
- Plight Of Our Eastern Redcedar P. 22
- Current ANSI A300 Standards P. 23
- Stop Pruning Oak & Elm Trees P. 23

### SUBMIT ARTICLES:

If you have anything you would like to submit for inclusion in the Quarterly Update, please contact Jim Keepers at [jkeepers45@gmail.com](mailto:jkeepers45@gmail.com) or (402) 332-0715 or (402) 618-8837.

**Submission deadlines for  
the NAA 2021 quarterly newsletters:**  
3rd Quarter - September 1, 2021  
4th Quarter - November 1, 2021

*Photo contributions throughout  
courtesy of Jim Keepers.*

## 2021 BOARD OF DIRECTORS

Jeff Grewe, President  
Arbor Aesthetics  
Omaha, NE 68134  
(402) 408-5600  
jeffrey@arboraesthetics.com

Kevin Popken, Past President  
Lawngevity Lawn & Tree  
Fremont, NE • (402) 721-0873  
kjpopken@gmail.com

Jerel Converse, Treasurer  
City of Omaha  
Omaha, NE • (402) 415-9767  
jerel.converse@cityofomaha.org

Samantha Rozic, Secretary  
Nebraska Nursery & Color Garden  
Mead, NE • (402) 489-6543  
samantharozicl@gmail.com

Jeff Melies, Director  
Omaha, NE • (402) 306-1895  
jeffmelies@yahoo.com

Tom Anderson, Director  
Wright Tree Service, LLC  
Glenwood, IA • (402) 672-0163  
tanderson@wrighttree.com

Dustin Nelson, Director  
Walkup Wood Products  
Waterloo, NE  
dustytreecare@gmail.com

Phil Pierce, NAA Board Advisor  
Consulting Arborist  
Springfield, NE  
(402) 253-2860  
foresterphil@gmail.com

Stacy Hughes, NAA Board Advisor  
Terry Hughes Tree Service  
Gretna, NE  
(402) 558-8198  
stacy@hughestree.com

**NAA Office Information:**  
Kathi Schildt, Executive Director  
Andee Arnoldy, NAA Coordinator  
NAA Office  
521 First Street  
Milford, NE 68405  
(402) 761-2219  
(402) 761.2224 (fax)  
staff@nearborists.org  
www.nearborists.org

## FROM THE PRESIDENT



With COVID restrictions lifting, our thoughts turn to community, merriment, 4th of July BBQ's and CE's. Learning opportunities are back, so set your calendars. Let us talk about two opportunities right around the corner.

First up, we have the Summer Field Day scheduled for August 13. As our first event in over a year, this is sure to be a good time and a good investment of your time. Our committee has lined up great speakers and demonstrations, as always. It is sure to be a full house.

The second is the TCI Expo: the largest tree care expo in the world. Held, this year, in Indianapolis, IN November 4-6. I attended this Expo in 2013: It changed my life, my career, and my business. It set the trajectory for my business and our company's safety culture. If you, the reader, have never attended, I strongly encourage you to.

I believe that membership in the TCIA and participation in their events and learning opportunities makes our association better. It makes us stronger. It seeds our association with the next generation of NAA leaders, board members and ethical/safety-minded business owners. I encourage you to invest in yourselves and your people.

Education is the key to longer working careers, improved skills, better leadership, and a safer more profitable business. I look forward to seeing you at Summer Field Day and TCI Expo this fall.

All the best,  
Jeff Grewe, NAA President

## UPCOMING EVENTS

### NE GREAT PLAINS Field Day Events

#### Eastern Field Day(s)

Thursday, August 12, 2021-Chain Saw & Chipper Training (7.5 NAA CEUs)

Friday, August 13, 2021-Field Day Training (7.5 NAA CEUs)

*Carol Joy Holling, Ashland, NE*

#### Western Field Day - Thursday, September 29-30, 2021

*Ash Hollow State Historical Park, Levellon, NE*

### 2021 ARBORIST SCHOOL

#### Tree ID, Evaluation & Selection, Planting & Establishment Seminar

Thursday & Friday, September 9-10, 2021

*VFW Hall & Wayne Park, Waverly, NE*

#### Pruning, Climbing & Safety Seminar

Thursday & Friday, October 14-15, 2021

*Carol Joy Holling, Ashland, NE*

#### Plant Health & Tree Biology Seminar

Thursday & Friday, November 18-19, 2021

*Carol Joy Holling, Ashland, NE*

***Save the Date!***

**Nebraska GREAT PLAINS Conference**

Monday & Tuesday, January 17-18, 2022

*Embassy Suites, Lincoln, Nebraska*



*Continued from page 1...*

I now would like the reader to take a few minutes to read excerpts from his official obituary posted by Butherus Maser & Love Funeral Home to get a better idea of who this man was, Eric Jay Berg, and what did he accomplish during the short time we had him with us.

He was born in Denver, Colorado, to Jay Dee Theodore and Bonnie (Brown) Berg on October 11, 1966, and had been a Lincoln resident since 2006. An avid outdoorsman, Eric's youth was spent fishing, hunting, planting and growing trees, taking photographs, and adventuring outdoors with friends and family.

Eric graduated from Lewis-Palmer High School in Monument, Colorado, with the class of 1985. He attended Colorado Mountain College in Glenwood Springs, Colorado, earning an Associate in Applied Science degree in commercial photography in 1987. Over the next two years, Eric developed his photography skills and held many jobs, including working as a farmhand for his Uncle John and Aunt Carolyn Haas of Larned, Kansas. Eric's passion for forestry and natural resources led him to Colorado State University (CSU) in Fort Collins, Colorado. In 1993, he earned a Bachelor of Science degree in natural resource management with a minor in range ecology.

While attending CSU, he met Ann Hogan and they were united in marriage at the Little Log Church in Palmer Lake, Colorado, on September 2, 1995. They were married 24 years and raised two daughters, Lily Kirsten and Emily Ann Berg. Though Eric and Ann divorced in 2019, the family united together with their daughters to heal and care for him during his last two years earth side. Their unity was found in the grace and mercy of Christ, a faith held deeply by Eric.

Eric began his career as a range conservationist; however, his calling was to inspire and educate others to plant and care for trees. Early in his career, he was a research associate and stewardship forester with Colorado State Forest Service in Fort Collins, Colorado.

In 1995, Eric joined the Kansas Forest Service (KFS). During his decade-long tenure, he briefly served as District Forester to the South Central District of Kansas in Hutchinson, where he was awarded Forest Conservationist of the Year by the Kansas Wildlife Federation for his outstanding collaborative work with communities and landowners in the region. For the remainder of his tenure, Eric served as the Kansas State Community Forestry Coordinator in Manhattan, where he provided leadership and coordination for statewide urban and community forestry activities. A Certified Arborist, Eric was awarded the Honorary Life Member Award from the Kansas Arborist Association in 2006. The opportunity for Eric and his family to move to Lincoln, Nebraska, presented itself in 2006 when he was offered and accepted the position of Community Forestry Coordinator with the Nebraska Forest Service (NFS) at the University of Nebraska in Lincoln. During his tenure, Eric's inspired leadership and innovative partnerships transformed the community forestry program through proliferative grant funding and strategic staff growth. Eric was integral to the Nebraska Statewide Arboretum merger (NSA) into the NFS Community Forestry Program in 2010. This newly formed collaboration expanded the unit's ability to assist Nebraska communities with sustainable tree and landscape efforts.

Under Eric's leadership, thousands of trees have been planted and hundreds of communities have been assisted across the state. This also led other states to study and potentially emulate the innovative program Eric had helped create. Faithful to his calling, Eric inspired, educated, and mentored others to plant trees, bringing to life the old motto that Nebraska is "The Tree Planter's State."

A Celebration of Eric's life was held on Saturday, March 20, at 2 PM at Butherus Maser & Love Funeral Home, Lincoln, Nebraska.

Eric and I did have one major disagreement and that was which Arborist Certification was the best. Was it the Nebraska Arborists Association's Nebraska Arborist Certification (NAA) or the International Society of Arboriculture (ISA) Arborist Certification? We both felt very strongly about both certifications, but we never allowed it to come between our friendships.

Rest in peace 'Good Friend'!





# ARBORIST SPOTLIGHT

By Jim Keepers, NAA Newsletter Coordinator

Sitting down to write this quarter's Arborist Spotlight article, I just couldn't get my thoughts together as to who I should feature. After some thought, I remembered the opportunity I had to accomplish photo documentation of two different Arborist Companies who teamed up to remove a very large Maple tree in Gretna. This is the first time A-Plus Tree Service and Ashland Tree Service teamed up to remove a tree.

I was very impressed with the young Arborist who worked the grapplesaw and crane. He looked like he was conducting an orchestra. With skill and precision, he was able to guide the grapplesaw around the massive Maple branches so he could cut the branches and then deposit them on the ground safely for the ground crew to handle. His control of the grapplesaw was so effortless, he was able to line up the smaller branches with the chipper so the ground crew had an easy job of guiding the branches into the chipper.

Now that I have gained your interest, I want to introduce you to this young Certified Nebraska Arborist. His name is Brandon Bogus, A-Plus Tree Service Crew Leader and now owner of A-Plus Tree Service. Before we take a look at him, I also want to say a few words about his father Certified Nebraska Arborist Mark Bogus, founder of A-Plus Tree Service. Without the father, I wouldn't be recognizing the son. So, Mark Bogus, your efforts in building a superb Nebraska Arborist Company, raising a great son, and passing along a love of trees to your son is something to be proud of. I can relate to your father and son relationship. Good show Mark Bogus!

So now let's get back to Brandon Bogus. He was born on the 7th of August 1990 and raised outside of Cedar Bluffs, Nebraska close to Fremont. He attended Cedar Bluffs High School and during those years he was active in football and basketball. During his senior year, his high school basketball team was Conference Champs, but he still preferred football and was the starting quarterback that year. Cindy, Brandon's mother told me she will never forget a phone call she received from the High School football coach. "The coach just wanted us to know that Brandon was doing a great job, that he only had to be told something once and that he was sure proud of him and his leadership!"



**Brandon working grapplesaw/crane controls**




**Brandon using grapplesaw claw to position branches into chipper**

fate would have it, they met on the beach which was a big surprise for both. They began their relationship and got married in July of 2018 and they made the decision to move back to Nebraska.

Brandon spent several years traveling and searching for his life work but that all changed when his father Mark Bogus contacted him. He told him that he wanted to retire in a few years, so asked if he wanted to return home and join him in the family business. That was January 2018 and Brandon knew he needed to return home and to the lifestyle he loved because working in the trees is in his blood. He was prepared to take over the business when his dad was ready to step down. In May of 2020, Brandon Bogus officially took over the business but Mark continued to support his son doing tree work.



**Three year old Brandon future owner of A-Plus Tree Service & his dad Mark working together.**



**Brandon UNL graduation picture.**



**12 year old Brandon playing his guitar.**



**3 year old Brandon looking for Christmas tree to cut down.**





**Brandon cutting down trunk of the Maple tree.**

Brandon is both NAA and ISA Arborist Certified and a Certified Treecare Safety Professional (CTSP).

Mark has always been Brandon's hero. His father started with nothing, but with hard work and his compassion working with others he developed a strong and successful Arborist Company. Every time Brandon Bogus left the trees and took other jobs something kept drawing him back. He never worked for any other tree companies but his father's so it was just the right fit for his personality. He very much enjoys the unique service A-Plus Tree Service provides to their customers with their grapplesaw and crane.

Like I said, he married his wife Ania Laura in July 2018 and they have two little ones, son Benjamin who is 19 months old and another son, Chase Alexander, born January 29, 2021. Now take a look at Brandon and his new son and see the hair change. Ania Laura told me Brandon very much enjoys his free time spent with his family and playing outdoors with his son. He still does enjoy traveling and having new experiences like hiking, camping, biking, and running. He loves playing his guitar and drums during a rock-n-roll musical set. He told me in another life his career path would have led him to become a rock-n-roll musician. We just might get him to play during our 2022 winter conference social hour.



**Homeowner telling Brandon he did a great job.**

In April 2019, father and son Bogus drove to western New York State to look at a grapplesaw and truck that was for sale. They decided to buy the rig, drove it back to Nebraska and they have been using it ever since on every large removal they can access. I was very impressed with their operation of the grapplesaw and crane in a small backyard in Gretna. They only had limited access to the customer's backyard through an alley way.

It took both of them a total of two weeks to fully become proficient on the operation of the grapplesaw and crane. They both needed to learn how to position the truck, log loader, and chipper so the job was safe and they could accomplish the work efficiently.

The removal of the Maple in Gretna was the first time they had joined up with another Arborist Company, Ashland Tree Service, and used the grapplesaw. The removal went off without a hitch. The grapplesaw cut down the tree and the claw positioned the logs in a pile so they could be cut up. The branches were then put through the chipper. After the Ashland Tree Service truck was loaded with wood chips, it was driven to my place just a few miles down Lincoln Road. So you can say besides doing the photo documentation of the tree removal, I was a part of the operation because they took the wood chips to my place.

I was curious how much time was saved using the grapplesaw and Brandon told me they could get the standard removals like this one done in half the time. Instead of using a lift or climber and piecing the tree down by hand or rigging. So cost of removal was cut in half. This was the second time I have seen the grapplesaw in operation and I must say tree removal is definitely moving into a safer method of operations.

In addition to working the grapplesaw, they had the task of cutting down the Maple tree stump. Mark took over the operation of the grapplesaw and son Brandon took care of cutting down the Maple stump. I must say they both worked together like a well-oiled machine.


Brandon was very appreciative of me coming out and taking photo documentation of their tree removal. I could tell he was very proud of their tree work. He told me, "We take a lot of pride in what we do and we want to start connecting with more like-minded arborists".

I want to take this opportunity to thank Brandon's wife Ania and his parents, Cindy and Mark, for providing me with information about Brandon and the photos they sent of Brandon growing up.

The individuals I have talked to about Brandon Bogus tell me he is a good leader and boss on the work site. He cares about his employees and always makes certain each customer is pleased with the completed tree work.

The life blood of our NAA is in the young Arborists of our association like Brandon Bogus!

*Note: All the photos in this article were submitted by members of the Bogus family.*



**Brandon & Ania Laura with new son Chase Alexander born 1/29/2021**



**Brandon & Mark Bogus families.**



**FORESTERPHIL**

Monitoring with Recommendations  
Tree Appraisal, Evaluation, Diagnosis  
Training the Experts. (402) 253-2860

**CONSULTING ARBORIST**

foresterphil@gmail.com



# ASSOCIATION MEMBERS SUPPORT ARBOR DAY

By: Jim Keepers, NAA Newsletter Coordinator

Arbor Day traditionally falls on the last Friday in April and this year April 30th marked the day we here in Nebraska celebrated this special day. What makes this holiday so unique is we are not celebrating an event occurring in the past like Christmas or the 4th of July but celebrating an event taking place in the present.



**Mitch Waite and his American Arborist crew pruned a tree and removed an Ash tree for two deserving local Omaha families. (Photos submitted by Jayne Waite)**

Let's digress for a moment and talk about the origins of this holiday. On January 4, 1872, J. Sterling Morton proposed a tree-planting holiday to be called "Arbor Day" and on April 10th, 1872, the first celebration of Arbor Day was held. It was estimated that more than one million trees were planted in Nebraska on the first Arbor Day. To this day, I have not been able to find out how historians have come up with this exact number of trees planted. In 1885, Arbor Day was named a legal holiday in Nebraska and this day has become a special event in all our schools and communities in our state.

I am proud to say, we as Nebraska Arborists individually or through our Arborist companies have joined the Arbor Day celebration and have given our time and talents to help in celebrating this day by either planting trees, providing tree care service, or being a part of a local Arbor Day school or community event.

The following is a listing in no special order of companies or individuals who have notified me of their involvement in their local Arbor Day celebration. The NAA Board Of Directors wants to thank the following Arborist members and their companies for their service to their community: A-Plus Tree Service, American Arborist, Hughes Tree Service, and Central Community College.



## "BEAUTIFUL TREES"

By: Sabrina Nix, 5th grade student, Gretna Falling Walter Elementary School

Leaves are coming that I see  
Beautiful trees as pretty as can be  
Making air taste like sap  
Wonderful world don't take me back  
Birds are coming round and round  
The noises they make is a sound  
As the flower buds burst, so do I  
The feeling of the flowers will get me by



**L to R Joe Kutz, Nathaniel McClellan, Mark Bogus & Brandon Bogus, A-Plus Tree Service, spent the entire day (9 hrs.) at the Fremont State Recreation Area removing dead, leaning or otherwise hazardous trees over camp sites, roads and beaches.**



**Paul Dietze, Certified NE Arborist, Jon Mason and Cody Lewis, Hughes Tree Service remove hazardous/defected tree located in the Elkhorn Cemetery founded around 1840. The cost of repairing the tomb stones caused by the tree failure would have greatly exceeded the removal cost of the tree. (Jim Keepers photo)**



**Planting tree on Central Community Campus. (Travis Songster photo)**

This is the first year, I have received notifications of more than one Arborist company or association member who have participated in a local Arbor Day events or services. Next year, I would be proud to list all NAA members or their companies who support Nebraska's Arbor Day. I must apologize if your company, organization, or individual Arborist is not listed but these are the only Arbor Day content that I have received.

Remember Arbor Day 2022 falls on the 29th of April. So mark your calendar and please send me photos and complete photo captions by the 6th of June 2022 so we can fill up the June 2022 issue with your involvement in Nebraska's Arbor Day. Remember to provide complete information of event and names of individuals in the photos.

The accompanying photos were taken during Arbor Day community service projects.

## NEWLY CERTIFIED ARBORISTS

Lee Pinet  
Johnathan Nielsen  
Travis Bettenhausen  
NaNessa Reyes



# SUNSCALD & SLOUGHING

By: *Jim Keepers, NAA Newsletter Coordinator*

What is sunscald and why use the term sloughing? “It is when the cambium and bark tissue on the south/southwest side of trees are exposed to rapid temperature fluctuation during winter and die.” With temperatures starting to rise and the itch to plant trees, it is time to start thinking about how to protect your newly planted tree from potential sunscald damage.

Research has discovered a temperature difference of up to ‘50 degrees F temperature change’ on trees sunny side compared to the shaded side of the tree during winter. The tissue on the sunny side of the tree warms up while the shaded side of the tree stays colder. As the temperature drops quickly below freezing at night, the warmed tissue is unable to ‘reacclimate’ and the tree tissue freezes. The damaged tissue then starts to die.


Two winters ago and this past winter, the damage was so bad because of the extreme temperature change. Several of our Gretna Park’s Crabapple trees lost large chunks of bark in the spring. The bark just fell off in large hunks and nothing could be done to keep the bark attached to the tree. The problem was so severe instead of saying the bark was peeling off the tree, the term ‘sloughing’ was used to give the condition more emphasis. The following is the definition of sloughing: “A mass or layer of dead tissue separated from the surrounding or underlying tissue.” In trees the underlying layer is called the cambium. This is the area containing the xylem and phloem. When this layer is destroyed, the tree is open to the threat of disease and insects.

There is nothing that can be done when this occurs. Pruning, wound paint, or dressing should not be applied to the area and the area should not be wrapped or covered during summer as this holds in moisture and can attract insects. During winter, using tree wrap on young tender barked trees might help reduce bark blast.

Susceptible trees to sunscald are Maple, Linden, Honeylocust, Birch, Crabapples, Tulip Trees, Aspen, Willow, and fruit trees. To prevent sunscald, the bark needs to be protected from the sun. This can be done by leaving lower branches on the tree, planting a large shrub on the sun exposed side of the tree, or shade the bark by putting up a board on the south/southwest side of the trunk during winter. A simple solution is to put white tree guards around the trunk of the tree. The sun is reflected by the white coating of the tree guard. Make sure the guards are large enough to allow the heat to escape between the guard and the tree trunk. Tree wrap placed on trees during transportation to protect the bark from damage will probably not be a good tool to use but if the wrap is made of reflective material it could help. I don’t like tree wrap because the homeowner usually forgets to remove the wrap in the summer causing additional problems for the tree bark. Other factors affecting sunscald on trees are poorly planted trees, dry soils, and root damage. Trees have a hard time dealing with these problems and sunscald at the same time.

Remember “An Arborist takes care of a tree for life and that care starts when you plant the tree all the way though until you or Mother Nature removes it.”

*Information for this article was obtained from the web site: <http://hort.ifas.ufl.edu/woody/documents/articles/RAM0101.pdf> | <https://goo.gl/dgyxdW>, and article titled “FACTORS PREDISPOSING URBAN TREES TO SUNSCALD” by Donald J. Roppolo Jr. and Robert W. Miller and the University of Nebraska, Hort Update, May 17, 2021.*



**Sunscald on tree in the park**



**Bark on Crabapple trees sloughing off**

## WHY BOXELDER TREE DISTORTION?

By: *Jim Keepers, Maturing Certified NE Arborist*

I notice some odd growth on my young Boxelder’s in my landscape. Could this unusual growth be caused by a growth regulator herbicide? I have seen leaves being distorted but not the entire branch structure. Have you seen this type of growth before? What steps should be taken to try and find out what caused this growth problem? Will the tree ever recover and return to normal tree growth? I sure hope so!





# **Wedgle® Direct-Inject™ TREE INJECTION SYSTEM**

Our advanced technology for tree treatment allows you to

**INCREASE THE  
NUMBER OF  
TREES YOU  
TREAT IN  
A DAY!**



- ◆ No drilling damage
- ◆ No mixing at job sites
- ◆ No guarding or return trips
- ◆ No waiting for uptake
- ◆ Treats most trees in five minutes or less!
- ◆ Successful and most profitable add-on service

**Multiple injection tips designed for all types of trees, conifers and palms**

**Insecticides • Fungicides • PGRs • Antibiotics • MicroNutrients**

**Learn more! Call 800.698.4641 or visit  
ArborSystems.com for information and videos**

**ArborSystems™**  
Tree Injection Solutions



# DO YOU KNOW WALTER T. BAGLEY?

By: Jim Keepers, NAA Newsletter Coordinator

I am sure most young Arborists have no idea who Walter T. Bagley is and why he is important to our Arboriculture career field. I know I had no idea who he was and what he is credited to accomplish in our career field until I did some research. On the other hand, as we move out toward western Nebraska and into the open countryside, Arborists who spend a lot of time working and managing windbreaks, I believe are familiar with the name.

Bagley was employed by the U.S. Forest Service in Nebraska and was also an Assistant Professor of Forestry at the University of Nebraska. He also served in World War II and the Korean War. He retired from the University of Nebraska-Lincoln and retained the title of 'Emeritus Associate Professor of Forestry'. He along with Richard K. Sutton are the authors of the book "Woody Plants for the Central and Northern Prairies". Professor Bagley passed away on the 29th of February 2016.



Photo taken in 2016 at W. T. Bagley 99th birthday party.

Now we know who he worked for and that he was a published author, the question at hand is why he is so important to our study of trees? Professor Bagley spent years teaching forestry and horticulture classes at the University. His greatest Arboriculture achievements were accomplished during the 25 years he spent working at the Horning State Farm doing research into windbreaks and other tree planting programs. His tree research programs at the Farm consisted of the planting and care of diverse tree species to see if they could survive in our Nebraska environment. Because of his efforts, windbreaks in Nebraska were improved and specific trees were selected to be planted in residential and community locations.

Along with his wife, Virginia, they also spent his last 40 years on their farm, Prairie Pines, establishing an environment designed to improve the habitat for plants, animals, and mankind. Both Horning State Farm and Prairie Pines are affiliated Nebraska Statewide Arboretums. Both of these locations are being developed as a University of Nebraska-Lincoln natural resource education center. Please take the time to read about Horning State Farm and Prairie Pines in two other articles in this newsletter.

In closing, I want to leave you with a quote from W. T. Bagley,

*"Celebrate life by planting trees and saving and establishing natural prairies wherever you are."*

A large advertisement for Arbor Aesthetics. The background is a photograph of a team of about ten people, mostly men, wearing bright green t-shirts with a logo. They are posed around a black utility vehicle. In the background, there is a white truck with 'Arbor Aesthetics' and 'Tree Service' written on it. A yellow circular award logo from 'OMAHA MAGAZINE'S Best of Omaha 2021 Winner' is overlaid on the right side. At the top, there are four columns of text listing benefits: 'Paid Vacation & Sick Leave', 'Paid Holidays', 'Fun, Cooperative Workplace Culture', 'Health & Dental Insurance', 'Retirement Plans', 'Full Uniforms', and 'Continuing Ed'. At the bottom, there is a white stylized logo, the text 'love where you work!', and 'Our Core Values: Ownership, Courage, Show Up & Serve'. The bottom of the ad features the company name 'arbor aesthetics' and the website 'www.arboraesthetics.com/careers' on a green background.

Paid Vacation & Sick Leave    Paid Holidays    Fun, Cooperative Workplace Culture    Tree Service  
Health & Dental Insurance    Retirement Plans    Full Uniforms    Continuing Ed

OMAHA MAGAZINE'S  
**Best of Omaha**  
2021 Winner

love where you work!

Our Core Values: Ownership, Courage, Show Up & Serve

arbor aesthetics    [www.arboraesthetics.com/careers](http://www.arboraesthetics.com/careers)



# PRAIRIE PINES: A NATURE PRESERVE REFUGE FOR ALL LIVING THINGS

By: *Jim Keepers: NAA Newsletter Coordinator*

I want to take this opportunity to introduce you to Prairie Pines Nature Preserve. I know - I can hear you say, "Do we need to read about another nature preserve?" Well yes you do, because if we want your children, and your grandchildren to have respect for our Nebraska prairie and forests, they need to be exposed to nature and put down their phones.

Prairie Pines is located at 112th and Adams between Lincoln and Waverly. It was the home of Walter T. Bagley and his wife Virginia for over 40 years. Their goal at the farm was the establishment of an environment designed to improve the habitat for plants, animals and mankind. In 1992, the preserve was donated to the University of Nebraska Foundation to be protected forever. It is presently maintained or should I say preserved by the Nebraska Forest Service (NFS). K. Denise Wally is the Forestry Property Operations Supervisor.

Wally is a Forester by education and training. She is presently looking at becoming a Certified Nebraska Arborist. All the tree work at the preserve is performed by her and student workers/interns in the summer.

"The Mission of the Property is Education, Research, Conservation, and Habitat for all!" There are several research projects being conduct at the Preserve.

A number of firsts have occurred at Prairie Pines. "It became the first "choose-and-cut" Christmas tree farm, the first home for Raptor Recovery, and the first Conservation Easement in Nebraska."

The Bagleys worked together as a team to produce an arboretum containing a prairie, woodland, and a forest in their lifetime. The trees were planted almost exclusively from seed or seedling. Their tree success 'demonstrates the benefit of planting trees as communities rather than individuals'.

When I asked Wally what the maintenance philosophy at the preserve was, she said the following: "To leave what we can for snag habitat, but sometimes dead/dying/diseased trees can threaten buildings or are too close to a trail and compromise visitor safety, so we remove those". They also plant two trees for every tree removed. That really impressed me.

They also don't waste any tree material. It is either chipped for mulch, milled for lumber, left for habitat, or used for creative projects like benches for visitors to sit on.

The Prairie Pines Nature Preserve is open free to the public on Saturdays from 9 a.m. to 5 p.m. It is also a Nebraska State Arboretum Affiliated site.

I want to thank Denise for taking the time to educate me about Prairie Pines Nature Preserve. It sounds like a great place to visit this summer.



**Prairie Pines wind break**



**Sign at Prairie Pines**



**HAMPTON**  
ENTERPRISES  
PROPERTIES & CONSTRUCTION

## Tree Service

- Relocate trees - 55" and 90" tree spades available!
- Mulch and stake new trees
- Help locate spadeable trees to purchase

contact Mark Ewalt, Landscape Director  
(402) 610-3937 • [mewalt@hampton1.com](mailto:mewalt@hampton1.com)



### CAN YOU ID THIS TREE?

If you only had this pine cone to deal with, would you be able to ID this tree?



# 2020 NEBRASKA CITY ARBOR DAY FOUNDATION TREE CITY USA GROWTH AWARD WINNERS

By: Kathi Schildt, NAA Executive Director

The Tree City USA Award was awarded to the following Nebraska cities for demonstrating environmental improvement and higher level of tree care compared to the Tree City USA Award. A total of 93 Nebraska cities received the Tree City USA award for 2020 but the following 12 Nebraska cities were the only Nebraska cities to also receive the Tree City USA Growth Award. This is a great accomplishment and deserves special recognition.

Note: The image of the Growth Award winners provided by Graham Herbst, Community Forester Specialist, University of Nebraska–Lincoln, Nebraska Forest Service



## STRAIGHT LINE WINDS

By: Jim Keepers, Certified NE Arborist

Here in Nebraska, there is always a threat of tornadoes and every year the damage to our trees from these storms are severe. Nebraska's tornado season starts in spring and goes all the way into fall.

In addition to tornados, straight line winds are also very damaging. The difference between the two storms is tornadoes scatter objects because of its quick storm rotation. Straight line winds on the other hand are just as damaging but they push trees and other objects in one direction. The highest classified of a straight line wind is a 'derecho'. Sections of eastern Nebraska and western Iowa did face one of these storms in 2020.

Straight line winds are usually an outflow coming out of a thunderstorm (downbursts). They occur along a line of the thunder storms or microbursts. These storms can have hail and cause tornadoes to develop. Wind speeds from a straight line wind storm can average 60 to 100 mph.

Trees not pruned properly are major victims during a straight line windstorm. Your best defense as Arborists is to ensure your customers' trees are properly pruned. You might even consider starting a yearly pruning program for your customers' newly planted trees.



A grove of Catalpa trees near Valley, NE damaged by straight line winds.



## OSHA COMPLIANCE:

If you have employees and you have a shop or office where employees congregate, you are required to display the following poster – Job Safety and Health. IT'S THE LAW! Three ways to obtain the poster. Order a copy online from OSHA Publications webpage. Order a print copy by phone by calling OSHA Publications Office at 202-693-1888. Last way, you can download a copy from the ISHA website. There are also other online resources to contact for the poster.

## DO YOU KNOW THE ANSWERS?

- What is Nebraska's State Tree?
- What year was the NAA established?
- When is Arbor Day Celebrated in Nebraska?
- What year was the NAA Arborist Certification created?
- What is Nebraska's State Motto?
- Who was the first president of the NAA?
- What are the 7 native Oak species in Nebraska?
- What is the nickname for the State of Nebraska?
- What are the three nicknames for the UNL Football Team?

Answers on page 12.



# SO WHAT IS HORNING STATE FARM?

By: Jim Keepers: NAA Newsletter Coordinator

If you had the opportunity to read my article in this quarterly newsletter issue titled “Do You Know Walter T. Bagley,” you were exposed to Horning State Farm but I only gave you a glimpse about the farm. In this article, I want to present to you a little more information about this special Nebraska Statewide Arboretum Affiliate Site.

Horning is located 2 miles south of Plattsmouth in Cass County, Nebraska. The farm includes 240 acres and is directed toward tree species cultivation and the research and management strategies of forest trees. The tree research work being conducted at the Farm will have a

great effect on the future of our career field. There is a great need to establish more diversity in the trees we plant and care for in Nebraska and the farm is leading that research.

There are other research projects like the growing of hybrid hazelnuts that started in 2007 on two acres and since expanded to fourteen acres on the farm.

Let us look at a little background information about the farm. The farm belonged to two retired schoolteachers, Tricia Blanche Horning Griffin and Eliza Olive Horning. Upon their death, they willed the Farm to the University of Nebraska “to be used solely for the School of Agriculture as a fruit farm, or for forestry purposes,



Farm entrance sign.

or an experiment station. They directed that said lands shall not be disposed for any other purpose, and requested that said Farm be named Horning State Farm.” The University Board of Regents ordered all farms donated to UNL be sold but Horning State Farm was spared because of the sister’s wills.

The following are some important dates in the history of the Farm:

- 1955 – Walter T Bagley hired to start a “Tree Improvement Program”.
- 1961 – Farming stopped at the Farm and a thousand trees were planted
- 1968 – A major wildfire burned 60 acres & killed over 8,000 trees.
- 1979 – Designated an Nebraska Statewide Arboretum, Affiliated Site
- 1999 – NE Forest Service took over management of the Farm.
- 2016 – Stated workshops & demonstrations opened to the public.

The farm now has limited public access due to the pandemic. In 2018, the annual ‘open house’ was restarted and the NAA took part in both the 2017 and 2018 events. The 2017 “open house” had limited attendance because it was a Husker football game Saturday. The 2019 ‘open house’ was a success and based on this success, the 2019 ‘open house’ was changed to a ‘Family Fun Night’ and the entire farm was open to the public. Because of the coronavirus, there was no event at the Farm in 2020. We will see what will happen in 2021.

Andrew Zahn, Forestry Property Operations Supervisor at the farm stated the following: “The ongoing management of the arboretum and community forestry demonstrations to serve growing urban populations of Lincoln, Omaha, and surrounding communities is a full time job”.

There are numerous old stands (contiguous community of trees) of trees planted in the 1960s and 70s requiring thinning now and future management. “Zahn often jokes about throwing a dart and going to work wherever it lands, there’s just that many projects out here.” There is a long term goal of the construction of an outdoor education center open to the public but adequate funding is still a problem.

I want to thank Andrew Zahn, Nebraska Forest Service IANR, Forestry Property Operations Supervisor, Horning State Farm, for providing me information on the Farm.



Tree research plot.



One of the old original tree wind breaks.



## ANSWERS

- a. Cottonwood
- b. 1977
- c. Last Friday in April
- d. 1989
- e. “Equality before the Law”
- f. Neal E. Jennings
- g. Bur, Red, Black, Chinkapin, Blackjack, White and Dwarf Chinkapin
- h. The Cornhusker State
- i. Bugeaters, Tree Planters & Cornhuskers



## 2020 TREE CITY USA AWARD WINNERS

93 Nebraska Cities won the Arbor Day Foundation Tree City USA award for 2020.



# IS THAT TREE REALLY THE OLDEST TREE?

By: Jim Keepers, NAA Newsletter Coordinator

As you travel with your family or by yourself on the highways and byways through our great state of Nebraska a certain large tree sticks out and the general thought is that it must be the oldest tree in this area. So, is this a true statement or are we just saying it because the tree is so large? Have we based our reason on faulty judgement? I know I have!



Tree growth rings.

So are we really dealing with an old wives' tale? "The largest tree of a certain tree species is the oldest tree?" What does the scientific research say? It has been found that slower-growing trees live longer than fast-growing trees. So a smaller tree having a smaller diameter and height measurement could be older than a larger tree with a larger measurement and fuller canopy.

The confusion over size and age increases when you are looking for a champion tree.

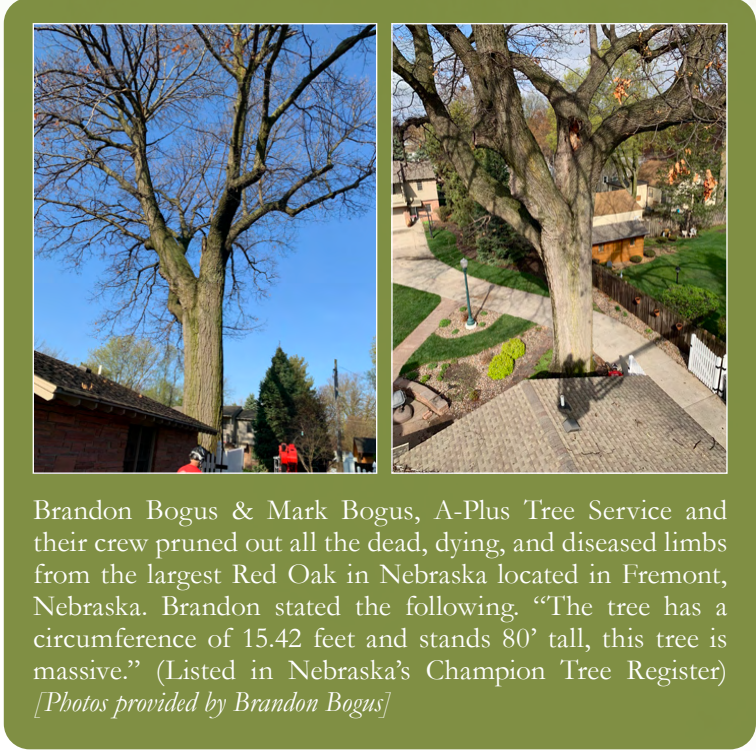
Remember the size and age of the tree does not coincide when you are designating a tree a champion tree. When we



Can you tell by the height of these trees which one is the oldest tree?

designate a specific tree species as a champion tree, we are taking the overall measurement of the tree and age has no factor. I will grant you, a tree that hasn't been growing for a long time could be designated a champion tree. On the other hand, when we say a specific tree is the oldest tree we usually are looking for historical evidence showing how long a certain tree has been in a specific location. The only true way to date a tree's age is by its growth rings. This scientific method of dating a tree by its growth rings is called 'Dendrochronology'. That sure is a big word. I like saying tree-ring dating.

So remember when you are on your drive and you spy a very large tree don't be the first one to say that must be the oldest tree because you just might be wrong. Also, remember that a champion tree and the oldest tree are very different. Sometimes they are the same and other times they are not.



Brandon Bogus & Mark Bogus, A-Plus Tree Service and their crew pruned out all the dead, dying, and diseased limbs from the largest Red Oak in Nebraska located in Fremont, Nebraska. Brandon stated the following. "The tree has a circumference of 15.42 feet and stands 80' tall, this tree is massive." (Listed in Nebraska's Champion Tree Register)

[Photos provided by Brandon Bogus]

## NEW MEMBERS

Lee Pinet  
Johnathan Nielsen  
NaNessa Reyes

## CONFERENCE SPONSORSHIP TRAIN

The conference sponsorships train is collecting funding so it can roll out of the station in Omaha and make the trip to Lincoln's Embassy Suites for the 2022 NEBRASKA GREAT PLAINS CONFERENCE starting on the 17th of January 2022. The goal for this train trip is \$5,000.

### LISTING OF CURRENT CONFERENCE SPONSORS:

A-Plus Tree Service    Advanced Association Management    Arbor Aesthetics  
Finders Keepers Landscaping, LLC    Hughes Tree Service  
Housley Lawn & Nursery    Mutchie Tree Care

Amount collected to date = \$3,900







# TreeMec® Inject

## Emamectin Benzoate in one-quart bottles

Designed to be used with high volume tree injection devices that meet the label and dose requirements for the control of listed insects and mite pests.



**Emerald Ash Borer**



**Ambrosia Beetle\***



**Gypsy Moths**



**Japanese Beetles**



**Winter Moth**



**Bagworm**



**Conifer Mites\***



**Honeylocust Plant Bug**

TreeMec Inject can be used as formulated or diluted with water (low, medium, medium-high and high rates).

*See the label for a full list of pests controlled.  
\*Not registered for use in California*

**Learn more! Call 800.698.4641 or visit [ArborSystems.com](http://ArborSystems.com) for information and videos**







Ash tree at the Gretna Children's Library.

# REMOVING DYING & DEAD ASH TREES

By: Jim Keepers, Certified NE Arborist

I know there has been a lot of emphasis on the chemical treatment of Ash trees for Emerald Ash Borer (EAB) but we now need to think about the dangerous task of removing dying and dead Ash trees. These trees are a risk to our community's safety and the Certified Arborist who removes them.

The wood properties in dying and dead Ash trees from Emerald Ash Borer is very different from healthy Ash trees so their failure is unpredictable. We know Ash tree wood does split easier than most other trees, but the nematode dries out these trees quickly and causes them to fail sooner than it can be predicted. The tree just explodes when it hits the ground.

The removal of a street-side dead ash is one problem but the removal of these trees before they fall and kill people or damage property is by far a greater problem. People have been killed by these trees as they walk by or drive down the street. The trees are also a risk to Arborists as they try to remove them before they collapse on houses and neighboring structures.

Ash trees being removed tend to fall in uncertain ways during removal. Dead Ash trees have even fallen from the vibration of the soil when an aerial lift was driven up to the tree. Since dead and dying Ash trees are a major risk to Arborists, Arborists are forced to take more care during the removal of the trees. This will cause the removal costs of the tree to increase due to the risks and time involved. In addition, as more Ash trees die, the demand for the removal of these trees will increase resulting in the price of removal to increase.

Dr. John Ball, professor, SDSU Extension Forestry Specialist & South Dakota Department of Agriculture Forest Health Specialist states the following as the two common thresholds for removing trees infested by the Emerald Ash Borer: "First, no climbing in trees presenting more than 20 - 25% canopy decline. These trees need to be removed by an aerial lift or a knuckle boom mounted grapplesaw. Second, once the tree has more than 50% canopy decline boom mounted grapplesaws are the best means of taking the tree down."

The bottom line is for homeowners to realize that the cutting down of a dying or dead Ash tree is so unpredictable because they sometimes fall in expected directions. Safety becomes the top priority when removing dying or dead Ash trees.



## PESTICIDE COMPLAINANTS

If you or your clients want to file a complaint about pesticide misuse/damage call the Nebraska Department of Agriculture, at 402-471-6882 or 402-471-2341.

## JOIN A WINNING TEAM!

We are always looking for ambitious, dedicated people.

### We provide:

- 401K
- Annual Bonus
- Cell Phones
- Continuing Education
- Clothing/Boots Allowance
- Dental Insurance
- Employee-Only Health Plan
- Family Health Plan
- Life Insurance
- Disability Insurance
- Paid Holidays
- Paid Vacation



402-558-8198



Apply online @ [HughesTree.com/careers](https://www.hughes-tree.com/careers)



## "BEAUTIFUL TREES"

By: Quinn Iverson, 5th grade student, Gretna Fall Waters Elementary School

If you are a boy  
 You'll find a tree with joy  
 If you are a girl  
 You'll spin around a tree with a squirrel  
 When you are around a tree  
 It makes you feel free  
 On Arbor Day, plant a tree with heart  
 And a part of Nature



IT'S **BAAAACK**  
IT'S **BIGGER**  
IT'S **BETTER**  
THAN EVER!

*Indianapolis*  
**TCI EXPO'21**

Pre-Con. Nov. 3 November 4 - 6

**EDUCATION**  
**EQUIPMENT**  
**ENGAGEMENT**

Our industry is emerging stronger than ever and TCIA is proud to be a part of that! We're creating an amazing space for you at Indy! Stay tuned for updates on the schedule and complete list of exhibitors!

800.733.2622

[expo.tcia.org](https://expo.tcia.org)

**REGISTRATION OPENS JULY 12; SEE YOU THERE!**

Images taken prior to COVID-19





## TREE BRANCH SUBORDINATION

By: *Graham Herbst, Community Forester Spec MWISA Chapter President, University of Nebraska—Lincoln, Nebraska Forest Service*

Trees are wild things. No, seriously. They have evolved and adapted to lots of different climates and share those ecosystems with all other life on this planet. There are very few places on Earth where life exists without woody plants. Before plants adapted woody growth, the whole plant kingdom was confined to the warm and relatively mild parts of Earth. Even after expanding all over the globe, only a handful of those ecosystems do a decent job of mimicking the long list of stress factors for trees growing in the city. A rocky environment with low-fertility soils, periodic rain downpours, frigid winters and abundant browsing animals could adequately prepare a tree for life in the city, but most nursery trees have not evolved in those conditions.

Urban environments are manmade and relatively new on the planet. So, for all the conversation around using more native trees (which is a scientifically sound and very worthwhile goal), there really aren't any trees native to an urban context. We haven't been building cities long enough for tree genetics to effectively adapt to these tough condition, but we've had plenty of time to observe performance and select for genetic traits that are more resilient in urban contexts.



**Oak tree before subordinating pruning.**

But we still want trees in our cities, and for many good reasons. Aside from the commonly known benefits that trees offer, research shows that people spend more time and money in business districts with tree canopy. People recover from hospital stays more quickly and use less pain medication simply from having a view of green space from their room. Trees have even been shown to reduce some types of opportunistic crime.



**Oak tree after subordinating pruning**

When we take a tree that is adapted to growing in a forest with lots of other trees close by and we plant it as an individual along the street or in the front yard, it will grow very differently. Lower branches that would be shaded out by other trees now get lots of sunlight and are able to continue to do the work they were grown for over a longer time period. The tall straight trunks of forest trees develop multiple leaders with weak branch attachments when they aren't crowded together in a forest. This means that arborists are needed to guide the structure of trees in order to prevent the weak structure that they often develop in urban environments.

How do we do that? The tip of every branch on a tree has a terminal bud that regulates the distribution of hormones throughout the tree. Among other functions, these hormones dictate stem elongation, dormancy, and where the tree sends energy for more growth. By removing some number of buds from different parts of the tree, we can not only reduce the length and weight of branches to reduce the chance that they will break but also reduce the future growth rate of that branch (a process called subordination). By subordinating branches with weak attachments, we encourage the tree to allocate energy for growth to parts of the tree that we want to be dominant.

The idea is not to force all trees into a forest form with tall and straight trunks and few small lower branches. Competent, experienced arborists know the body language of trees and use that information to identify warning signs of potential future problems that they can prevent now. When we see bark inclusion, codominant leaders, poor branch spacing, and other issues in our client's trees, we can use the concept of branch subordination to reduce the chances of them calling later to clean up a tree that has lost large limbs in a storm. In arboriculture, an ounce of prevention is truly worth a pound of cure when it comes to the wild things we plant in our communities.



## NEBRASKA COMMUNITY FORESTRY AWARD

Green Industry Award - A business person or business that works with trees (arborist, landscape architect, nursery, etc.) rising above and beyond to enhance the community tree resource. Donating trees for a project, providing time and equipment at no extra cost, or giving a talk to the public are ways to qualify for this award.

Brian Munk, Maintenance Manager for the Downtown Lincoln Association, Lincoln, Nebraska is the 2020 winner of this award. Brian is a Certified NE Arborist and a member of the Nebraska Nursery and Landscape Association (NNLA).



# JUSTIN'S RANDOM THOUGHTS ON TREE WATERING & IRRIGATION SYSTEMS

By Justin Evertson, Green Infrastructure Coordinator -- Nebraska Forest Service and Nebraska Statewide Arboretum

- The most critical time for trees to be well-watered is in the spring and early summer when they're actively growing. It's especially important to make sure new trees are kept moist (not wet) from April-July!
- Species selection is important. Although most shade trees have at least some drought resistance when established, some species are just better at it than others. A bur oak is much more drought resistant than a red maple.
- Deep watering is mostly a myth. The most important roots of trees are within the top 6-10" of the soil surface. Deep watering doesn't help those roots.
- Remember drought is a common occurrence in Nebraska.
- Watering frequency is also impacted by the size of the tree being planted and the condition of its root system at planting time. A larger transplant will require more water and container-grown trees with dense, fibrous root systems will also tend to dry out faster than bare-root trees, B&B or spade-dug trees.
- Tree placement in the landscape. Low areas, north facing slopes and areas with afternoon shade will retain soil moisture longer than other areas.
- Using a sprinkler to water newly planted trees is inefficient, putting a lot of water where it's not needed. Instead, just a few gallons of water placed over the root system is all that's needed to keep the roots moist but not waterlogged.
- Using a movable sprinkler around older trees during a dry stretch can be a good way to not only keep the trees healthy, but also help keep the lawn green.
- Watering bags can be a good way to water young trees. The water trickles out slowly over a few days and the bag helps shade the root system and protect the trunk the first year or two.
- Watering from a hose hooked to a large watering tank is a good option, and many communities usually have such a rig. Often you need a dedicated pickup or trailer to hold the tank and the tank needs at least 100 gallons to get good gravity pressure. If it uses a pump, that's another level of complexity.
- My barrel-and-bucket system is easy to set up and in my little pickup I can get close to almost any tree without rutting the ground and causing too much soil compaction near those trees.



**Mike Kauss watering a newly planted tree in Gretna's Leo Royal Park.**

## MEDI-JECT Tree Systems

### 402-805-4233

3 Year Treatments



River Birch's need an injection of Manganese and Iron to produce healthy green leaves

- Many automatic irrigation systems are used to keep lawns lush and green, not necessarily for tree and landscape health.

- Unfortunately, most people strive to keep their lawns lush and green which often means trees and other landscape plants are over-watered. What if we watered only to meet that average of 1" of rain per week? Here in eastern Nebraska, such systems would only need to be run a few times a year. Think of the water savings!

- I still like to have water lines and spigots available in our public places. In fact, we try to have water spigots about every 150' apart in our established parks which means that 100' of hose can reach about anything we need to water.



## PROPOSED OSHA TREE CARE STANDARD

*From: Tree Care Industry Association*

*Email.*

The Tree Care Industry Association (TCIA) indicates OSHA is targeting to release a proposed rule on the Tree Care Standard in October 2021. This projected date has been given because of the focus of OSHA on COVID-19 Pandemic is expected to increase into 2021.

TCIA is pleased with an October target date for the Tree Care Standard. TCIA's goal is to allow the incoming administration to focus on the COVID-19 Pandemic in the first part of 2021, and then shift the focus to our industry at the end of the year. We anticipate OSHA will be more likely to move forward with the Tree Care Standard after any actions they need to take on COVID-19.

Your association will keep the NAA membership informed on what and when OSHA releases their rule on the Tree Care Standards.



### "PLANT A SEED"

By: Chelsea Quintt, 5th grade student, Gretna  
Falling Waters Elementary School

From the time you plant a seed  
To the day the tree grows tall  
Amazing beautiful trees have it all  
While the large trunk weathers the storm  
The leaves like a blanket keep the branches warm  
Day in and day out the tree stands still  
Through the hot summers and the winters cold chill  
So go ahead and plant that seed  
A little love is all the tree will need



# Campbell's

CULTIVATING IDEAS



## *We're Hiring!*

For over 100 years, Campbell's has been making an enduring impact on our community from backyard retreats to iconic public landscapes. We're seeking an experienced, licensed arborist to join our team of plant lovers! Find more information, download an application, and apply online at:  
<https://www.campbellsnursery.com/careers>





Two Pin oak trees with Iron Chlorosis problems

# SO WHAT IS CAUSING MY TREE LEAVES TO YELLOW?

By: Jim Keepers, NAA Newsletter Coordinator

Have you noticed tree leaves turning yellow when fall is many months away? I have had this same question asked by a number of my customers over the past few years. After this question is asked, they then say what chemicals can I use to solve the problem and how long will it take? Lastly they ask, what will happen to my tree if I don't do mothering and let Mother Nature take its course?

My first response is the tree in question should have never been planted in this location. Then the homeowner comes back and says the tree was on sale at the local box store and they told me it would grow anywhere and it was cheap. Our local box stores are usually the ones who are selling trees that will eventually have a yellow leaf problem during the wrong time of the year.

The basic solution is to properly select trees for the site and soil conditions, and this is less costly in the long run than trying to treat the tree for its problem. Also, consider a soil test before you recommend a tree for a specific location. Since the tree is already growing in the landscape, the next solution is to treat the tree for the problem and that is only possible if the problem has been diagnosed early and treated properly. The last solution is to remove the tree and replant another tree tolerant to the site.

You need to know the symptoms if you are going to diagnose the problem properly and recommend the proper treatment. The attached chart from North Dakota State (NDSU) Extension Service lists the major trees having a leaf yellow problem at the wrong time of the year. The key to remember is the time of the yellowing and if the trees normally turn yellow. I made a big mistake when I told a customer his tree's problem was caused by a soil iron deficiently and then I discover to my displeasure the tree in question was a Locust species that turns yellow early in the fall.

What is the name given to this soil iron problem? It is technically called 'Iron Chlorosis'. What are the major tree symptoms you need to look for to diagnose the problem properly? The tree leaves are yellow and they have green veins. It is very simple to explain to the customer. The iron in the tree is used to make chlorophyll. This is the green pigment that traps sunlight for photosynthesis. Without proper photosynthesis the tree will die.

What is the major problem keeping the tree from having the iron it needs? The problem is the pH (7.5 or higher) of the soil is restricting the tree's ability to take out the iron it needs from the soil, so photosynthesis is hindered. Since I don't have the technical expertise, I am not going into any scientific depth about this problem. In our newer developments the soil is compacted, most of the topsoil is removed and there are drainage problems. I will say a tree with an Iron Chlorosis problem is on the first step of a death spiral. On the other hand, a tree can be treated if done properly early for several years. The tree will rebound.

There is no time limit on when a tree will show signs of Iron Chlorosis. The tree could be healthy for a number of years and then suddenly become chlorotic (leaves showing a yellowing color).

The following are several treatment approaches for the problem:

- Conduct a soil test – need to know the pH of the soil
- Add iron sulfate to soil – effectiveness may be limited
- Add iron chelates to soil – some are more effective than others depending on soil alkalinity
- Addition of sulfur to lower soil pH – less feasible when alkaline soils are high in lime
- Iron sprays to foliage – often impractical, especially on large trees, effect is only temporary
- Trunk injections – holes drilled in trunk may provide entry for disease organisms; best left to certified arborists
- Remove the tree and start over again



Iron Chlorosis turning the leaves yellow and the leaf veins green.

## TREES SPECIES SUSCEPTIBLE TO IRON CHLOROSIS

Common Name	Scientific Name
Freeman maple	Acer xfreemanii
Amur maple	Acer ginnala
Silver maple	Acer saccharinum
River Birch	Betula nigra
Eastern white pine	Pinus strobus
Swamp white oak	Quercus bicolor
Northern pin oak	Quercus ellipsoidalis
Northern red oak	Quercus rubra

• Chart from North Dakota State University (NDSU) Extension Service

Trying to lower the pH of the soil is a constant battle and it must be done year after year. I mostly suggest the last two treatment approaches.

*Disclaimer: There are a number of different companies developing chemicals and their own different tree injection methods for Iron Chlorosis. The treatment picture I have included in this article is no way of an endorsement of any specific product or company.*



Iron treatment on a Maple tree



# TAKE OWNERSHIP OF YOUR FUTURE

DAVEY IS HIRING:

- Climbing Arborists
- Plant Health Care Technicians
- Crew Leaders
- And More!

We have positions available in our  
Omaha office and across the country!

Visit our website to learn more:

**Jobs.Davey.com**

The Davey Tree Expert Company  
is employee-owned, with over  
140 years in business.



**DAVEY**   
*Proven Solutions for a Growing World*

Have questions or need help applying?

Call **1-877-411-7601**

to speak with a Davey recruiter today!



# THE PLIGHT OF OUR EASTERN REDCEDAR

By Jim Keepers, NAA Newsletter Coordinator

So, if the Nebraska tree planting wisdom is to plant only native trees, why does Eastern Redcedar receive such a bad reputation in our state? This tree is the only true Nebraskan native tree able to grow both in the eastern and western sections of our state and even across the great state of Kansas.

This one tree is constantly mowed down across Nebraska's grassland but planted regally in specific locations in Nebraska's landscapes. No matter its location throughout our state, Eastern Redcedar provides food and shelter to many insects, birds, and mammals. I will grant you the seedlings of this tree are scattered over a wide expanse of Nebraska territory by birds and small mammals thus causing a major problem to both farmers, ranchers, and even the homeowners. I know it gives me a lot of problems because for some unknown reason Redcedar seedlings just like to grow in the dying center ring of ornamental grasses and it is a pain to remove.

For years, this tree played an important role during the Dust Bowl in shelterbelt plantings. The redcedar preserved our precious Great Plains soils as the mighty wind blew across our state. Our remaining Nebraska shelterbelts are still being replanted with Eastern Redcedar, that protect our soils and highly valued livestock. We see majestic old cinnamon colored bark Eastern Redcedar throughout the state still providing shade to homes built over many years ago. Younger Eastern redcedar are still being planted along the side of new farm homes so they will do the job of their ancestry trees.



Redcedar taking over pasture



Redcedar branch with fruit



Old stately Redcedar providing shelter to birds during a Nebraska snowstorm.

Our Native Americans found the Eastern Redcedar to be very useful in the construction of tepees, wood products, medicine and even in their ceremonial celebrations. You will find our present day used of Eastern redcedar covers a wide category of items such as fence posts, saw logs, limber, medicines, oils, animal bedding, and less we forget, even Christmas trees. I know the Eastern Redcedar is not as beautiful as our firs and spruces we use for our Christmas trees, but it has its own unique beauty and smell. Today, I can still remember the smell I received when I opened my mother's cedar chest when I was little boy over 70 years ago.

I know you will normally not see an Eastern Redcedar included in a new homeowner's landscape plan but when you move out of the developments and into the larger homeowner's acreages you will see this tree used more in their shelter belts and as nursing trees for other tree seedlings in city parks. There is some problem making the proper tree identification between an Eastern Redcedar and a Rocky Mountain Juniper because they are very similar in form or shape and you will find them both in central and western Nebraska.



Taylor Juniper



Taylor Juniper branch

There is a cultivar of the Eastern Redcedar planted throughout Nebraska and the rest of the United States. It is narrow and upright and it is called a Taylor Juniper. It got its name because it was found in Taylor, Nebraska. It was introduced to the nursery trade by Allan Wilke in the late 70s and early 80s. I very much prefer this tree to the other standard Junipers because heavy snow load and ice causes the standard Juniper to split apart. I hate to see a once beautiful stately standard Juniper tied together with rope and wire. I do prefer using women's nylons because they are strong and they blend in with the wood of the Junipers. They must be brown not black. I must say women nylons are getting very hard to find. On the whole, Taylor Junipers don't have any problem keeping their form during a winter snow or ice storm and that eliminates the hunt for women's nylons and cuts down on the embarrassment of asking for them from your customer.

For some unknown scientific reason, the Eastern Redcedar is plagued by bagworms. The tree just attracts them and once the bagworms are in your woodlot or windbreak, they will spread from the Eastern Redcedar to other evergreens and even deciduous trees. Redcedars are also invaders of grassland and must be removed. There are a number of different cutters to connect to the front of a tractor that slices the redcedar to the ground but the tree can re-sprout. Foresters on the other hand appreciate the Eastern redcedar because of the wildlife shelter they provide, the soil erosion they control, and the lumber they give. So, you can see there is a problem when it comes to the control of the Eastern Redcedar. Whatever is done there must be a management plan for both our Nebraska forests, grasslands, and farmland.

Justin Evertson's email on the Eastern Redcedar was the guiding light for this article. Justin is the Green Infrastructure Coordinator for the Nebraska Forest Service and the Nebraska Statewide Arboretum, so I want to close my article with the following quote from Justin.

"Sometimes our trees and our natural areas are not easy to pigeon-hole. They're neither perfectly good nor totally bad but exist on a continuum. Such is the nature of nature I guess."



## CURRENT ANSI A300 STANDARDS FOR TREE CARE

The following is a listing of the current ANSI A300 standards for tree care. All Arborist companies should have a complete listing of these standards so employers and employees are familiar with them and are following all the SHOULD and SHALL requirements. Ignorance of these ANSI standards will not hold up in a court of law if OSHA decides there are safety violations dealing with these standards:

ANSI A300 (PART 1) - 2017 PRUNING – Revision in progress

ANSI A300 (PART 2) – 2018 SOIL MANAGEMENT (INCLUDES FERTILIZATION)

ANSI A300 (PART 3) – 2013 SUPPLEMENTAL SUPPORT SYSTEMS (INCLUDES CABLING, BRACING, GUYING AND PROPPING)

ANSI A300 (PART 4) – 2014 LIGHTNING PROTECTION SYSTEMS – Revision in progress

ANSI A300 (PART 5) – 2019 MANAGEMENT OF TREES AND SHRUBS DURING SITE PLANNING, SITE DEVELOPMENT, AND CONSTRUCTION - Revised

ANSI A300 (PART 6) – 2018 PLANTING & TRANSPLANTING (R2018)

ANSI A300 (PART 7) – 2018 INTEGRATED VEGETATION MANAGEMENT (IVM)

ANSI A300 (PART 8) – 2020 ROOT MANAGEMENT - Newly revised

ANSI A300 (PART 9) – 2017 TREE RISK ASSESSMENT

ANSI A300 (PART 10) – 2016 INTEGRATED PEST MANAGEMENT (IPM) – Revision in progress

Copies of ANSI Standards can be obtained from the Tree Care Industry Association (TCIA) or the International Society of Arboriculture (ISA)

*Listing from the TREE CARE INDUSTRY MAGAZINE – DECEMBER 2020 ISSUE*



### STOP PRUNING OAK & ELM TREES

WAIT UNTIL NEXT  
FALL DORMANCY  
TO PRUNE TO  
AVOID ATTRACTING  
INSECTS  
VECTORING  
DISEASES SPECIFIC  
TO THESE TWO  
TREE GENERA.

Now is the time to pause on pruning oak or elm trees. Both are susceptible to diseases that are vectored by insects and these insects are attracted to fresh cuts. Pruning should be avoided from April 15th to October 15th. Source: Hort Update for April 19, 2021

ne1call.com  
**Nebraska 811**

**Utility Service  
has never been  
more important.**

**Contact Nebraska811 before your  
next digging or landscaping project.  
The telecommuters will thank you.**

**Dial 811 or go online at ne1call.com**





Nebraska Arborists Association  
 521 First Street  
 Milford, NE 68405  
 www.NEarborists.org

PRSRT STD  
 US POSTAGE  
**PAID**  
 LINCOLN, NE  
 PERMIT NO. 1359

## NAA ADVERTISING RATES

AD RATES	SINGLE ISSUE	ANNUAL (4 issues)
Full Page	\$95.00	\$340.00
Half Page	\$50.00	\$170.00
Quarter Page	\$30.00	\$100.00
Business Card	\$20.00	\$70.00

Call the NAA office for more information at  
 402-761-2219 or email [staff@nearborists.org](mailto:staff@nearborists.org).

If you learn best with  
 hands-on training,  
 you're probably one of us.



## Asplundh is hiring.

The leader in safe and efficient vegetation management services is presently seeking qualified candidates for a wide range of employment opportunities in Nebraska. From no experience to a full resume, Asplundh offers a family-like culture, team-oriented approach, and extensive training for those in search of a rewarding career.

- **Competitive Wages**
- **Health, Dental and Vision**
- **Paid Vacation and Holidays**
- **401(k)**

To apply, go to [Asplundh.com](http://Asplundh.com) or call  
 402-610-1975.

Follow us   

**ASPLUNDH**  
 A BETTER WAY